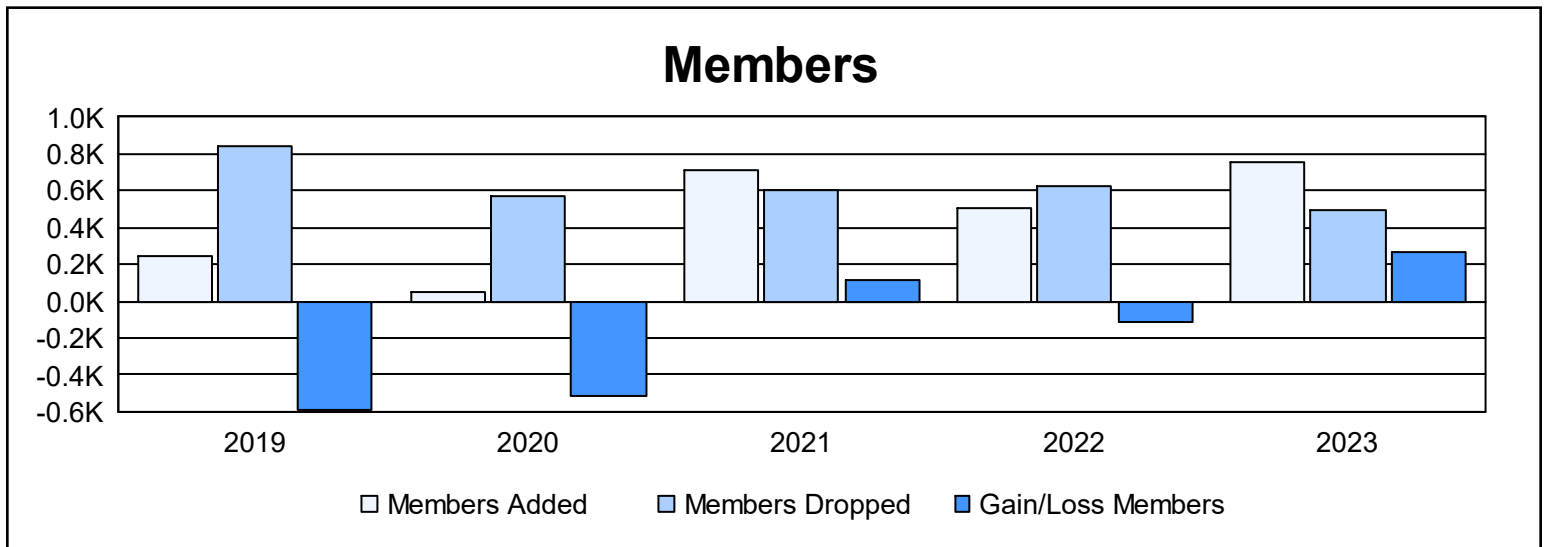
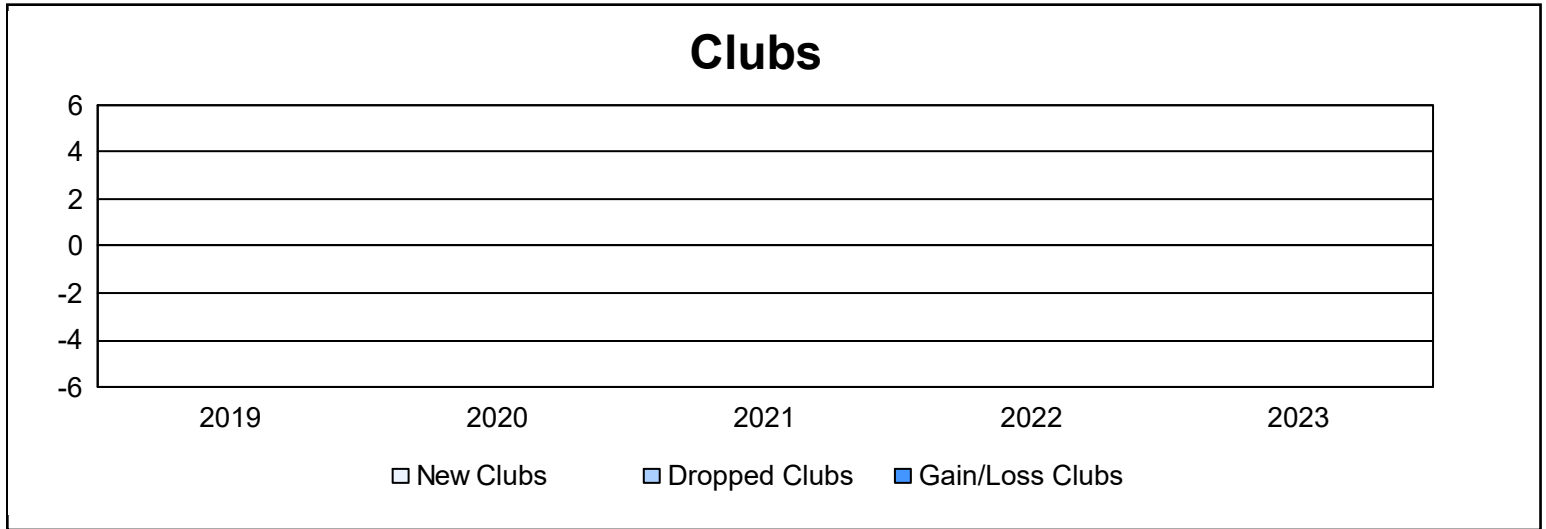
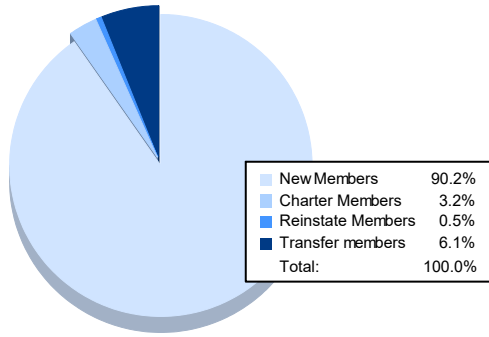


| Year | New Clubs | Dropped Clubs | Gain/ Loss Clubs | New Members | Charter Members | Reinstate Members | Transfer Members | Total Member Added | Total Members Dropped | Gain/ Loss Members |
|----------------|-----------|---------------|------------------|-------------|-----------------|-------------------|------------------|--------------------|-----------------------|--------------------|
| 2018-2019 | 0 | 0 | 0 | 170 | 40 | 1 | 39 | 250 | 841 | -591 |
| 2019-2020 | 0 | 0 | 0 | 0 | 17 | 0 | 32 | 49 | 569 | -520 |
| 2020-2021 | 0 | 0 | 0 | 496 | 53 | 19 | 147 | 715 | 599 | 116 |
| 2021-2022 | 0 | 0 | 0 | 429 | 27 | 7 | 46 | 509 | 626 | -117 |
| 2022-2023 | 0 | 0 | 0 | 681 | 24 | 4 | 46 | 755 | 491 | 264 |
| Average | 0 | 0 | 0 | 355 | 32 | 6 | 62 | 456 | 625 | -170 |



Membership Composition June 2023 Cumulative



Gender Composition June 2023 Cumulative

